



Orchid inspiration magazine

orchidsinfo.eu

Beauty that lasts

Orchids are known for their style, versatility, easy care, and long-lasting blooms.

With more than 25,000 species, they are the perfect addition to any interior. Their diversity and beauty make them a timeless choice. Stylish and long-blooming... in other words, beauty that lasts!

In this online magazine, you'll find care tips, styling ideas, and plenty of inspiration. Want to know more? Visit www.orchidsinfo.eu.

Enjoy reading, watching, and styling!

Orchids Info





Origin

Orchids are native to Southeast Asia. Typical places where they are found in the wild are under the canopy of the tallest trees in rainforests, and moist lowland forests. They are protected from direct sunlight there, which they do not like.

Growing in trees

Most orchids are epiphytes. That means they don't root in the soil, but grow in trees. Epiphytic orchids get their nutrients from moisture in the air and from residue accumulated in the forks of branches or under mosses.



Queen of the plant kingdom

The orchid is known as the 'Queen of the plant kingdom'.

For decades, the plant has been incredibly popular.

Millions of households worldwide are decorated with orchids.



25.000 varieties

With more than 25,000 different orchid types, there is plenty of beauty to choose from. Some species have difficult botanical names, which is why many have been given pet names that often refer to the look of the flower. The best-known are (from left to right) butterfly orchid (*Phalaenopsis*), bamboo orchid (*Dendrobium Nobile*), violet orchid (*Miltonia*), tiger orchid (*Oncidium*), and venus shoe (*Paphiopedilum*).



Varieties like (from left to right) *Cattleya*, *Zygopetalum*, *Cambria* and *Vanda* only have a botanical name. But whatever the orchid's name is, you can enjoy its beauty almost endlessly.



Orchid Day

As the “Queen of the Plant Kingdom”, the orchid even has its own day. Every first Thursday in September is Orchid Day, a day on which the plant is celebrated in all its beauty and diversity.



**September
4th, 2025**

A close-up photograph of a person's hands holding a white watering can, pouring water into a white ceramic vase. The vase contains a pink orchid with several blooming flowers. The background is a bright, modern kitchen with a wooden countertop and several white mugs hanging on a rack. The lighting is soft and natural, creating a warm and inviting atmosphere.

Easy care

Besides their beautiful appearance, orchids are also easy to care for. On the following pages, we've collected tips on how to care for the plant and even how to get them to bloom again. Make sure to watch the care videos to become an orchid expert in minutes.

Care tips

With the right tips and tricks, it is quite easy to keep orchids healthy and beautiful and enjoy them for months.


A few tips:

- Water your orchid every week by immersing the roots in water for 5-10 minutes
- Orchids like a bright spot, but without direct sunlight
- The ideal temperature is between 15 and 25 °C
- Feeding orchids once a month gives the plant an extra flowering boost



How should I water my orchid?

By far the most important step of orchid care is watering. To make sure your orchids are watered correctly, we collected three methods to water orchids.



[WATCH THE VIDEO](#)

How can you see if your orchid needs water?


Check the roots! The colour of the roots will tell you if an orchid needs water. If the roots are grey, it is time to water. If the roots are green, the plant has enough water.



[WATCH THE VIDEO](#)

How to keep an orchid in the best condition


Have you mastered watering? Then it is time to maintain the orchid to enjoy this tropical plant for as long as possible. The following tips will help you keep an orchid in top condition.



[WATCH THE VIDEO](#)

Repotting an orchid


In general, an orchid does not need to be repotted. Only if the roots grow through the pot, then you can repot the plant. You can see how to do that in this video:



[WATCH THE VIDEO](#)

How to make your orchid bloom again

If the previous steps are followed, an orchid will bloom for weeks. When the flowering period is over, it is possible to make orchids bloom again. All you need is a little patience and to follow the steps in the video below.



[WATCH THE VIDEO](#)

Beauty that lasts

Besides the easy care, orchids also have a long flowering period. Orchids easily bloom for six to eight weeks, and some varieties even bloom for months. So, you can enjoy its beautiful appearance, lovely fragrance and vibrant colours every season.

Curious about the flowering period for each orchid?

[Read it here](#)

Long-lasting bloom

The orchid adds colour and a great vibe to your home, and blooms for a long time. Not to mention how well this plant fits in with the latest home trends. In fact, the orchid is one of the most versatile plants around. So, time to showcase the orchid, in all its rich colours and shapes!



Natural style icon

If you choose an orchid, then you choose an iconic and low-maintenance plant that you can enjoy for a long time. Because of the differences in size, and range of colours, but mainly the details of the flowers, this plant continues to surprise.



Boost your well-being

Orchids are not only beautiful plants to look at, they are also air-purifying, stress-reducing and energising. A good reason to create a beautiful plant corner. This can range from a small corner on a windowsill to an entire room dedicated to orchids combined with green plants.



Tropical spa-oasis

Incorporating orchids in the bathroom is the perfect way to breathe life and style into a functional and mostly tiled room. With its high humidity, the bathroom makes the perfect home for this tropical plant. As long as the orchid has access to some natural light, you will have a bloomin' good plant to brighten up your bathroom.



A photograph of a dining table with two orchids in vases. One orchid is white and the other is orange. A wicker pendant light hangs above the table. A window in the background shows greenery. The text 'Stylish addition' is overlaid on the left side of the image.

Stylish addition

This tropical plant comes in an extensive variety of species and colours. From white to red, and from pink to brown. With spectacular colours, exciting shapes and breathtaking flowers, the orchid is obviously no ordinary plant. Striking and long-flowering... in other words, beauty that lasts!

A green workplace

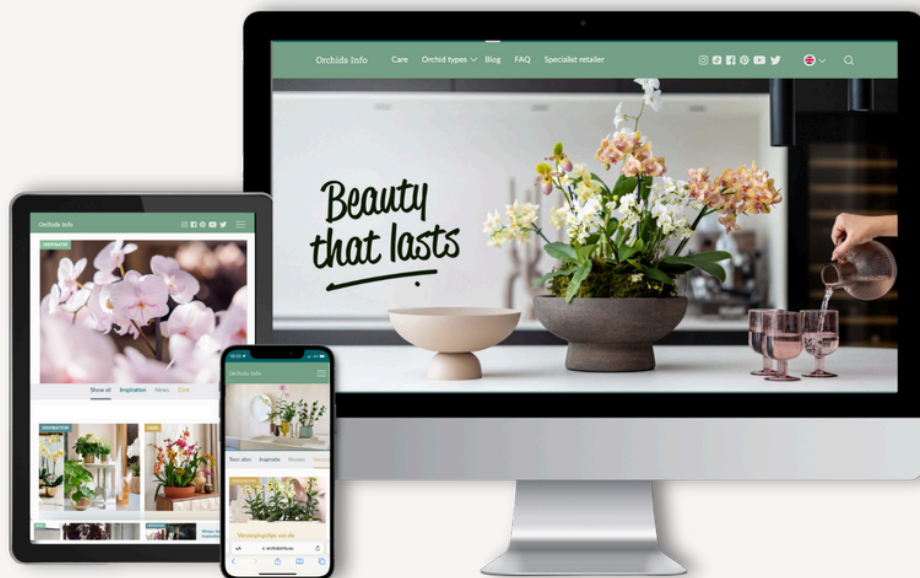
A green work environment has many advantages. Not only in terms of looks, but also in terms of work. After all, plants can increase productivity, enhance creativity and positively influence well-being. If those are not good reasons for an office makeover with orchids, what are?.



Waking up refreshed

Plants can create a calming environment, which is ideal in the bedroom. And of course, waking up to such an exotic plant on the bedside table is no bad thing either. As in the living room, most bedrooms also get plenty of daylight. So, a good location for an orchid.





More info

Go to www.orchidsinfo.eu for more information and inspiration or follow us on social media:



[@orchidsinfo](https://www.instagram.com/orchidsinfo)



[@orchidsinfo](https://www.tiktok.com/@orchidsinfo)



[@orchidsinfo](https://www.facebook.com/orchidsinfo)



[@orchidsinfo](https://www.pinterest.com/orchidsinfo)



[@orchidsinfo](https://www.youtube.com/orchidsinfo)